

Program Schedule




WEDNESDAY, FEBRUARY 29

5:00 PM – 8:00 PM	Registration & Exhibitor Check-In	Hotel Lobby, West Lounge
8:00 PM – 10:00 PM	Exhibitor Installation	Jade Room, John Jacob Astor Salon + Silver Corridor

THURSDAY, MARCH 1 – SURGERY DAY

6:00 AM – 6:30 PM	Registration & Exhibitor Check-In	Silver Corridor
6:00 AM – 7:00 AM	Poster Set-up (1-43)	East Foyer
7:00 AM – 8:15 AM	Breakfast - Exhibit Hall	Jade Room + John Jacob Astor Salon
7:00 AM – 3:40 PM	Exhibit Hall Viewing	Jade Room + John Jacob Astor Salon
7:00 AM – 5:00 PM	Poster Viewing (1-43)	East Foyer
8:30 AM – 10:30 AM	Spouse Guest Hospitality Room	Peacock Alley West Room
9:30 AM – 10:15 AM	Concierge Visit to Hospitality Room	
7:00 AM – 8:00 AM	Surgery Poster Session with Authors 1st Round (1-43) CME Barbara Smit, M.D, PhD, Jeffrey Ward Kalenak, MD, Anup K. Khatana, MD, Yara P. Catoira-Boyle, MD, Paul A. Sidoti, MD	East Foyer
8:00 AM – 8:03 AM	Welcome and Introduction AGS President – Jeffrey M. Liebmann, MD Surgery Day Co-Chairs: Neeru Gupta, MD, PhD and Thomas W. Samuelson, MD	Grand Ballroom
8:03 AM – 9:03 AM	Surgery Day Section 1/Symposium 1 CME ASCRS: TRIED AND TRUE VS. NOVEL AND NEW – DEBATE OVER TRADITIONAL FILTRATION PROCEDURES VS. MINIMALLY INVASIVE GLAUCOMA SURGERY Douglas Rhee, MD, Steven Sarkisian, MD	Grand Ballroom
8:03 AM – 8:06 AM	Introduction	
8:06 AM – 8:09 AM	Case #1: Primary IOP Lowering Surgery	
8:09 AM – 8:14 AM	Tried And True Approach: Trabeculectomy Dale K. Heuer, MD	
8:14 AM – 8:19 AM	Novel and New Approach: Canaloplasty Adam C. Reynolds, MD	
8:19 AM – 8:25 AM	Panel Discussion: L. Jay Katz, MD; Brian Flowers, MD; David Godfrey, MD	
8:25 AM – 8:28 AM	Case #2: Combined with Trabeculectomy vs. Combined with Trabectome	
8:28 AM – 8:33 AM	Tried And True Approach: Cataract + Trabeculectomy Marlene R. Moster, MD	
8:33 AM – 8:38 AM	Novel and New Approach: Cataract + Trabectome Sameh Mosaed, MD	
8:38 AM – 8:44 AM	Panel Discussion: L. Jay Katz, MD; Brian Flowers, MD; David Godfrey, MD	
8:44 AM – 8:47 AM	Case #3: Repeat Trabeculectomy or Tube vs. Endocyclophotocoagulation	
8:47 AM – 8:52 AM	Tried And True Approach: Tube Richard K. Parrish, II, MD	

	8:52 AM – 8:57 AM	Novel and New Approach: Endocyclophotocoagulation Peter A. Netland, MD, PhD	
	8:57 AM – 9:03 AM	Panel Discussion: L. Jay Katz, MD; Brian E. Flowers, MD; David G. Godfrey, MD	
9:08 AM – 9:49 AM	Surgery Day Section 2 		Grand Ballroom
		CATARACT SURGERY IN THE EXFOLIATION SYNDROME EYE Thomas W. Samuelson, MD, Robert Ritch, MD	
	9:08 AM – 9:10 AM	Session Overview	
	9:10 AM – 9:15 AM	Early Cataract Surgery in Exfoliation Syndrome: Is it Safer? Does it Impact the Natural Course of the Disease? Bradford J. Shingleton, MD	
	9:15 AM – 9:20 AM	Identifying Zonular Laxity: Clinical Examination vs. Imaging Technology Celso Tello, MD	
	9:20 AM – 9:49 AM	Exfoliation Syndrome – Video Case Presentations	
	9:20 AM – 9:23 AM	Pupil Management Lisa Fran Rosenberg, MD	
	9:23 AM – 9:26 AM	Panel Discussion	
	9:26 AM – 9:29 AM	Subluxed Cataractous Lens Robert M. Feldman, MD	
	9:29 AM – 9:32 AM	Panel Discussion	
	9:32 AM – 9:35 AM	Subluxed or Dislocated IOL Iqbal Ike K. Ahmed, MD	
	9:35 AM – 9:38 AM	Panel Discussion	
	9:38 AM – 9:41 AM	Combined Surgery in Exfoliation Syndrome Brian A. Francis, MD	
	9:41 AM – 9:49 AM	Panel Discussion	
9:49 AM – 10:08 AM	Surgery Day Section 3 		Grand Ballroom
		IS CATARACT SURGERY AN EFFECTIVE TREATMENT FOR OPEN ANGLE GLAUCOMA? Thomas W. Samuelson, MD, Robert M. Feldman, MD	
	9:49 AM – 9:53 AM	The Effect of Cataract Surgery on Patients with Ocular Hypertension Steven L. Mansberger, MD	
	9:53 AM – 9:57 AM	The Effect of Cataract Surgery on Manifest Glaucoma Anne L. Coleman, MD, PhD	
	9:57 AM – 10:08 AM	Panel Discussion Steven L. Mansberger, MD, MPH, Anne L. Coleman, MD, Bradford J. Shingleton, MD, Murray A. Johnstone, MD	
10:08 AM – 10:35 AM	<i>Break – Exhibit Hall</i>		Jade Room + John Jacob Astor Salon
10:35 AM – 11:35 AM	Surgery Day Section 4  Paper Presentations 1-5		Grand Ballroom
		SURGERY Carla J. Siegfried, MD, Jonathan S. Myers, MD	
	10:35 AM – 10:41 AM	The Ahmed Versus Baerveldt Study: 3-Year Interim Results Panos G. Christakis, BSc	
	10:41 AM – 10:47 AM	Discussion/Practical Applications	
	10:47 AM – 10:53 AM	The St. Lucia Glaucoma Laser Study Anthony D. Realini, MD	
	10:53 AM – 10:59 AM	Discussion/Practical Applications	

	10:59 AM – 11:05 AM	Quantitative Differences among Novel Glaucoma Devices in a Human Perfusion Model Carol B. Toris, PhD	
	11:05 AM – 11:11 AM	Discussion/Practical Applications	
	11:11 AM – 11:17 AM	Late-recognized Primary Congenital Glaucoma: Recognition, Clinical Characteristics, Treatment Results David S. Walton, MD	
	11:17 AM – 11:23 AM	Discussion/Practical Applications	
	11:23 AM – 11:29 AM	Clinical Results of Ab Interno Trabeculotomy Using the Trabectome: The Mayo Clinic Series Yachna Ahuja, MD	
	11:29 AM – 11:35 AM	Discussion/Practical Applications	
11:35 AM	11:40 AM	INNOVATOR AWARD PRESENTATION Awardee: George S. Baerveldt Introduction: David S. Greenfield, MD	
11:40 AM – 12:10 PM		GLAUCOMA SURGERY DAY LECTURE  Alan S. Crandall, MD Merging Complex Anterior Segment Surgery and Glaucoma: Why the Glaucoma Specialist Should Be the Best Surgeon in the Group Introduction: Kuldev Singh, MD, MPH	
	12:10 PM – 12:12 PM	<i>Announcements</i>	
	12:12 PM – 1:15 PM	<i>Lunch – Provided</i>	Hilton Room & Empire Room
1:15 PM – 1:45 PM		Surgery Day Section 5  SURGICAL VIDEOS Steven D. Vold, MD, Steven L. Mansberger, MD, MPH	Grand Ballroom
1:50 PM – 3:20 PM		Surgery Day Section 6 SURGICAL INNOVATION: FROM IDEA TO PRACTICE Neeru Gupta, MD, PhD, Robert N. Weinreb, MD	Grand Ballroom
	1:50 PM – 2:10 PM	Device Advice from the FDA Malvina B. Eydelman, MD	
	2:10 PM – 2:30 PM	Intellectual Property, Patents, Licenses — What You Need To Know Paul R. Gupta, JD	
	2:30 PM – 2:50 PM	Device Advice from Venture Capital Charles Warden	
	2:50 PM – 3:20 PM	Panel Discussion Rohit Varma, MD, MPH, Reay H. Brown, MD, Charles Warden, Paul R. Gupta, JD, Malvina B. Eydelman, MD	
	3:20 PM – 3:40 PM	<i>Break – Exhibit Hall</i>	Jade Room + John Jacob Astor Salon
3:40 PM – 4:40 PM		Surgery Day Section 7  TACKLING UNMET SURGICAL NEEDS IN GLAUCOMA: WHERE ARE WE GOING AND WHY? Neeru Gupta, MD, PhD, Robert N. Weinreb, MD	Grand Ballroom
	3:40 PM – 3:44 PM	Alcon, Inc. Casey Lind	
	3:44 PM – 3:46 PM	Q & A	
	3:46 PM – 3:50 PM	Glaukos Corporation Jeff Wells, PharmD, MBA	
	3:50 PM – 3:52 PM	Q & A	

3:52 PM – 3:56 PM	iScience Interventional Mike Nash	
3:56 PM – 3:58 PM	Q & A	
3:58 PM – 4:02 PM	Ivantis Inc. Dave Van Meter	
4:02 PM – 4:04 PM	Q & A	
4:04 PM – 4:08 PM	SOLX, Inc. Marlene R. Moster, MD	
4:08 PM – 4:10 PM	Q & A	
4:10 PM – 4:14 PM	Abbott Medical Optics, Inc. Jane Rady	
4:14 PM – 4:16 PM	Q & A	
4:16 PM – 4:20 PM	Transcend Medical, Inc. Sean Ianchulev, MD	
4:20 PM – 4:22 PM	Q & A	
4:22 PM – 4:26 PM	NeoMedix, Inc. Nils A. Loewen, MD, PhD	
4:26 PM – 4:28 PM	Q & A	
4:28 PM – 4:32 PM	Endo Optiks, Inc. Martin Uram, MD	
4:32 PM – 4:34 PM	Q & A	
4:34 PM – 4:38 PM	AqueSys, Inc. Ron Bache	
4:38 PM – 4:40 PM	Q & A	
4:40 PM – 5:20 PM	Surgery Day Section 8 	
	CHANGING CLINICAL PRACTICE Neeru Gupta, MD, PhD, Robert N. Weinreb, MD Panel Discussion: George L. Spaeth, MD, Nils A. Loewen, MD, PhD, Ronald L. Fellman, MD, Harry A. Quigley, MD, Cynthia Mattox, MD	
5:00 PM – 5:45 PM	Poster Tear Down (1-43)	East Foyer
5:45 PM – 6:30 PM	Poster Set Up (44-76)	East Foyer
6:00 PM – 6:30 PM	Special Guest Lecture - Danny Meyer The Transforming Power of Hospitality	West Foyer
6:30 PM – 8:00 PM	Welcome Reception	Grand Ballroom

FRIDAY, MARCH 2



6:00 AM – 6:50 AM	Morning Yoga	Duke of Windsor Suite
7:00 AM – 8:15 AM	Breakfast - Exhibit Hall	Jade Room + John Jacob Astor Salon
7:00 AM – 6:00 PM	Registration	Silver Corridor
7:00 AM – 3:15 PM	Exhibitor Viewing	Jade Room + John Jacob Astor Salon
7:00 AM – 5:00 PM	Poster Viewing (44-76)	East Foyer
8:30 AM – 10:30 AM	Spouse Guest Hospitality Room	Peacock Alley West Room

7:00 AM – 8:00 AM	Poster Session with Authors 2nd Round (44-76)  Mitra Sehi, PhD, Gadi Wollstein, MD, Angelo P. Tanna, MD, Molly M. Walsh, MD, Marcelo T. Nicolela, MD	East Foyer
8:00 AM – 8:05 AM	Announcements	Grand Ballroom
8:05 AM – 9:05 AM	Paper Presentations 6-10  IMAGING OF OPTIC NERVE/STRUCTURAL ASSESSMENT Teresa C. Chen, MD, Donald L. Budenz, MD, MPH	Grand Ballroom
8:05 AM – 8:12 AM	Correlation of GDxVCC RNFL Measurements with Optic Nerve Axon Counts in Experimental Glaucoma Paul L. Kaufman, MD	
8:12 AM – 8:17 AM	Discussion/Practical Applications	
8:17 AM – 8:24 AM	In Vivo Spatial and Dimensional Relationships between Beta-Zone Parapapillary Atrophy and the Peripapillary Cerebrospinal Fluid Space Sung Chul Park, MD	
8:24 AM – 8:29 AM	Discussion/Practical Applications	
8:29 AM – 8:36 AM	Age-related Differences in Spectral Domain Optical Coherence Tomography (SDOCT) Lamina Cribrosa Depth in Ocular Hypertensive and Early Glaucoma Patients Ruojin Ren, PhD	
8:36 AM – 8:41 AM	Discussion/Practical Applications	
8:41 AM – 8:48 AM	Laminar Disinsertion from the Neural Canal Observed in Three-Dimensional Reconstruction of Human Glaucomatous Optic Nerves Christopher A. Girkin, MD, MSPH	
8:48 AM – 8:53 AM	Discussion/Practical Applications	
8:53 AM – 9:00 AM	Central Macular Retinal Ganglion Cell Damage in Patients with Typical Glaucomatous Visual Field Defects Donald C. Hood, MSc, PhD	
9:00 AM – 9:05 AM	Discussion/Practical Applications	
9:10 AM – 10:25 AM	Symposium 2  BASIC AND CLINICAL SCIENCE OF GLAUCOMA IMAGING Christopher A. Girkin, MD, MPH, Joel S. Schuman, MD	Grand Ballroom
9:10 AM – 9:20 AM	New Targets for SDOCT ONH Imaging in Glaucoma Claude F. Burgoyne, MD	
9:20 AM – 9:25 AM	Panel Discussion	
9:25 AM – 9:35 AM	New Targets for SDOCT RNFLT Imaging in Glaucoma David Huang, MD	
9:35 AM – 9:40 AM	Panel Discussion	
9:40 AM – 9:50 AM	RGC Imaging In-Vivo Christopher K.S. Leung, MD, MBChB	
9:50 AM – 9:55 AM	Panel Discussion	
9:55 AM – 10:05 AM	Progression Detection with Imaging: Current Research and Clinical Practice Felipe A. Medeiros, MD, PhD	
10:05 AM – 10:10 AM	Panel Discussion	
10:10 AM – 10:20 AM	Integration with EMR: Practical Tips for Clinicians Michael V. Boland, MD, PhD	
10:20 AM – 10:25 AM	Panel Discussion	
10:25 AM – 10:50 AM	<i>Break – Exhibit Hall</i>	Jade Room + John Jacob Astor Salon

10:50 AM – 11:50 AM	Symposium 3 	Grand Ballroom
	DC UPDATE Cynthia Mattox, MD, William L. Rich III, MD	
10:50 AM – 10:51 AM	Introduction	
10:51 AM – 11:16 AM	DC Update: The Impact of PPACA on Ophthalmology William L. Rich III, MD	
11:16 AM – 11:22 AM	Update from the AAO President Ruth D. Williams, MD	
11:22 AM – 11:53 AM	Mini-Symposium: Systems for Quality Improvement and Cost Measurement	
11:22 AM – 11:23 AM	Introduction	
11:23 AM – 11:29 AM	Current Systems: Episode Groupers – Refine and Revise? Joshua D. Stein, MD, MS	
11:29 AM – 11:35 AM	On the Horizon: Registries – Potential for Physician Improvement Cynthia Mattox, MD	
11:35 AM – 11:41 AM	Future Tools: Patient-Related Outcome Measures George L. Spaeth, MD	
11:41 AM – 11:42 AM	Summary	
11:42 AM – 11:50 AM	Question and Answer	
11:50 AM – 12:20 PM	AGS Annual Business Meeting	
12:20 PM – 12:35 PM	<i>Group Photo</i>	
12:35 PM – 1:35 PM	<i>Lunch – On your own</i>	
1:35 PM – 2:50 PM	Symposium 4 	Grand Ballroom
	NEUROPROTECTION – GLIA Claude F. Burgoyne, MD, Stuart J. McKinnon, MD, PhD	
1:35 PM – 1:45 PM	New RGC Somal Targets in Glaucoma Robert Nickells, PhD	
1:45 PM – 1:50 PM	Panel Discussion	
1:50 PM – 2:00 PM	RGC Axon Survival and Regeneration Jeffrey L. Goldberg, MD, PhD	
2:00 PM – 2:05 PM	Panel Discussion	
2:05 PM – 2:15 PM	Optic Nerve Head Glia in Early Glaucoma John C. Morrison, MD	
2:15 PM – 2:20 PM	Panel Discussion	
2:20 PM – 2:30 PM	Lamina and Retinal Complement Cascade Targets Gareth Howell, PhD	
2:30 PM – 2:35 PM	Panel Discussion	
2:35 PM – 2:45 PM	Can We Translate Neuroprotection into Clinical Practice? Robert N. Weinreb, MD	
2:45 PM – 2:50 PM	Panel Discussion	
2:50 PM – 3:15 PM	<i>Break – Exhibit Hall</i>	Jade Room + John Jacob Astor Salon
3:15 PM – 4:15 PM	Paper Presentations 11-15 	Grand Ballroom
	VISUAL FUNCTION/BLOOD FLOW Alon Harris, PhD, Kouros Nouri-Mahdavi, MD	

	3:15 PM – 3:22 PM	Risk Factors for Visual Field Progression in the Low-Pressure Glaucoma Treatment Study Gustavo V. De Moraes, MD	
	3:22 PM – 3:27 PM	Discussion/Practical Applications	
	3:27 PM – 3:34 PM	On-road Driving Performance in Patients with Moderate and Advanced Glaucoma Anjali Borhade, MD	
	3:34 PM – 3:39 PM	Discussion/Practical Applications	
	3:39 PM – 3:46 PM	Relationship Among Visual Field, Blood Flow, and Neural Structure Measurements in Glaucoma David Huang, MD, PhD	
	3:46 PM – 3:51 PM	Discussion/Practical Applications	
	3:51 PM – 3:58 PM	Effect of Hemodialysis on Intraocular Pressure and Ocular Perfusion Pressure Jennifer Hu, MD	
	3:58 PM – 4:03 PM	Discussion/Practical Applications	
	4:03 PM – 4:10 PM	Prediction of Visual Field (VF) Decay By Pointwise Exponential Regression (PER) Analysis of Threshold Sensitivities Parham Azarbod, BSc, MBBS, MRCS, MRCOphth	
	4:10 PM – 4:15 PM	Discussion/Practical Applications	
4:20 PM – 5:00 PM	22ND ANNUAL AGS LECTURE 		Grand Ballroom
	Alfred Sommer, MD Beyond Glaucoma – Determinants and Directions in Global Health Introduction: Jeffrey M. Liebman, MD		
5:00 PM – 5:30 PM	Poster Tear-Down (44-76)		East Foyer
5:30 PM – 6:00 PM	Poster Set-Up (77-116)		East Foyer
7:00 PM – 8:00 PM	Gala Reception		Grand Ballroom
8:00 PM – 10:00 PM	Gala Banquet and Dinner		Grand Ballroom

SATURDAY, MARCH 3

6:00 AM – 6:50 AM	Group Run to Central Park		Silver Corridor (Registration)
7:00 AM – 8:15 AM	Breakfast – Exhibit Hall		Jade Room + John Jacob Astor Salon
7:00 AM – 4:00 PM	Registration		Silver Corridor
7:00 AM – 11:05 AM	Exhibit Viewing		Jade Room + John Jacob Astor Salon
7:00 AM – 3:30 PM	Poster Viewing (77-116)		East Foyer
8:30 AM – 10:30 AM	Spouse Guest Hospitality Room		Peacock Alley West Room
7:00 AM – 8:10 AM	Poster Session with Authors – 3rd Round (77-116) 		East Foyer
	Gregory L. Skuta, MD, Gail F. Schwartz, MD, Janet B. Serle, MD, Eydie Miller-Ellis, MD, Pratap Challa, MD		
8:00 AM – 8:05 AM	Announcements		Grand Ballroom
8:05 AM – 9:05 AM	Paper Presentations 16-20 		Grand Ballroom
	TRABECULAR MESHWORK/OUTFLOW/IOP Janet B. Serle, MD, Sanjay G. Asrani, MD		
	8:05 AM – 8:12 AM	SPARC, A Matricellular Protein, Regulates Intraocular Pressure in Experimental Systems Douglas J. Rhee, MD	
	8:12 AM – 8:17 AM	Discussion/Practical Applications	

8:17 AM – 8:24 AM	Incidence and Risk Factors for Glaucoma and Intraocular Pressure (IOP) Elevation in Patients Treated With Fluocinolone Acetonide (FA) Implants; Results of the Multicenter Uveitis Steroid Treatment Trial (MUST) David S. Friedman, MD, MPH, PhD	
8:24 AM – 8:29 AM	Discussion/Practical Applications	
8:29 AM – 8:36 AM	Short-Term Repeatability of Continuous 24-Hour Intraocular Pressure Monitoring in Glaucoma Patients and Suspects Kaweh Mansouri, MD, MPH, FEBO	
8:36 AM – 8:41 AM	Discussion/Practical Applications	
8:41 AM – 8:48 AM	Optical Coherence Tomography (OCT) Imaging of Pulse-Induced Trabecular Meshwork (TM) Movement: Ex Vivo in Non-Human Primates, In Vivo in Humans Murray A. Johnston, MD	
8:48 AM – 8:53 AM	Discussion/Practical Applications	
8:53 AM – 9:00 AM	What Is The Value Of A mm Hg Reduction in Intraocular Pressure? Results from the Glaucoma Health Policy Model Steven M. Kymes, PhD, MHA	
9:00 AM – 9:05 AM	Discussion/Practical Applications	
9:10 AM – 10:45 AM	Symposium 5  Grand Ballroom IDENTIFYING UNMET NEEDS IN GLAUCOMA <i>Co-Sponsored by the American Glaucoma Society Foundation</i> Malik Y. Kahook, MD, George A. Cioffi, MD	
9:10 AM – 9:15 AM	Introduction by the American Glaucoma Society Foundation Robert N. Weinreb, MD	
9:15 AM – 10:05 AM	I. Sustained Drug Delivery and IOP Independent Therapy	
9:15 AM – 9:22 AM	What is the Rationale for Sustained Drug Delivery in Glaucoma? Nathan M. Radcliffe, MD	
9:22 AM – 9:29 AM	What are the Obstacles to Achieving Sustained Drug Release Therapy? Young H. Kwon, MD, PhD	
9:29 AM – 9:36 AM	What are the Potential Avenues to Achieve Meaningful Sustained Release? Barbara M. Wirostko, MD	
9:36 AM – 9:43 AM	IOP Independent Medical Therapy for Glaucoma James C. Tsai, MD	
9:43 AM – 9:50 AM	What is the Regulatory Pathway for Novel Glaucoma Therapeutics? Wiley A. Chambers, MD	
9:50 AM – 10:05 AM	ARS Questions and Discussion	
10:05 AM – 10:45 AM	II. IOP Monitoring	
10:05 AM – 10:12 AM	Current Concepts and Challenges in 24 Hour IOP Monitoring Arthur J. Sit, MS, MD	
10:12 AM – 10:19 AM	Current and Future Methods for 24 Hour IOP Monitoring Kaweh Mansouri, MD, MPH, FEBO	
10:19 AM – 10:26 AM	Preclinical Experience with 24 Hour IOP Monitoring Technology J. Crawford Downs, PhD	
10:26 AM – 10:33 AM	Practical Applications for Integrating 24 Hour IOP Measurements in Clinical Practice Joseph A. Caprioli, MD	
10:33 AM – 10:45 AM	ARS Questions and Discussion	
10:45 AM – 11:05 AM	<i>Break – Exhibit Hall</i>	Jade Room + John Jacob Astor Salon

11:05 AM – 12:05 PM	Paper Presentations 21-25 	Grand Ballroom
	EPIDEMIOLOGY/CLINICAL TRIALS/GLAUCOMA PRACTICE Kuldev Singh, MD, MPH, David S. Friedman, MD, MPH, PhD	
	11:05 AM – 11:12 AM Risk Factors for Incident Open-Angle Glaucoma: The Los Angeles Latino Eye Study (LALES) Rohit Varma, MD, MPH	
	11:12 AM – 11:17 AM Discussion/Practical Applications	
	11:17 AM – 11:24 AM The Relationship of Glaucoma to Calcium and Iron Supplement Use in a Nationally Representative Population Sample Sophia Y. Wang, BA	
	11:24 AM – 11:29 AM Discussion/Practical Applications	
	11:29 AM – 11:36 AM Coffee Consumption and Risk of Exfoliation Glaucoma in the Nurses Health Study Louis R. Pasquale, MD	
	11:36 AM – 11:41 AM Discussion/Practical Applications	
	11:41 AM – 11:48 AM Impact of Electronic Health Records on a Glaucoma Clinic Ravi R. Pandit, BS	
	11:48 AM – 11:53 AM Discussion/Practical Applications	
	11:53 AM – 12:00 PM Outcomes Following Micro Invasive Glaucoma Surgery with Two Trabecular Micro-Bypass Stents in OAG L. J. Katz, MD (on behalf of the MIGS Study Group)	
	12:00 PM – 12:05 PM Discussion/Practical Applications	
12:10 PM – 12:50 PM	CLINICIAN SCIENTIST LECTURE 	Grand Ballroom
	James D. Brandt, MD Is it Real or is it Artifact? What the Cornea Can Tell Us about Glaucoma	
12:50 PM – 2:30 PM	<i>Lunch – On your own</i>	
2:30 PM – 4:00 PM	Special Interest Group 	Vanderbilt Room
	CLINICIAN SCIENTIST WORKSHOP Arthur J. Sit, SM, MD	
	Early Career Clinician Scientist Workshop Rachel W. Kuchtey, MD, PhD	
	Mid Career Clinician Scientist Workshop Douglas Rhee, MD	
	Senior Career Clinician Scientist Workshop Rohit Varma, MD, MPH	
2:30 PM – 4:00 PM	Special Interest Group 	Grand Ballroom
	ADVANCED TECHNIQUES IN OPHTHALMIC ENDOSCOPIC SURGERY Brian A. Francis, MD, Tom Lee, MD, Ronald L. Fellman, MD, Robert J. Noecker, MD	
2:30 PM – 4:00 PM	Special Interest Group 	Empire Room
	SLIT LAMP PROCEDURES IN GLAUCOMA MANAGEMENT Paul F. Palmberg, MD	
11:05 AM – 4:00 PM	Exhibitor Tear-Down	Jade Room + John Jacob Astor Salon
3:30 PM – 4:00 PM	Poster Tear-Down (77-116)	East Foyer

SUNDAY, MARCH 4

7:00 AM – 11:00 AM	Registration	Silver Corridor
7:00 AM – 8:00 AM	New York Bagel Breakfast Roundtable Discussions CME	Basildon Room
	EMR Update Michele C. Lim, MD	
	Management of Neovascular Glaucoma Malik Y. Kahook, MD	
	Premium IOL Use Garry P. Condon, MD	
	Pediatric Glaucoma Alana L. Grajewski, MD	
	Glaucoma Progression Felipe A. Medeiros, MD, PhD	
	Tubes and Transplants Robert D. Fechtner, MD, David Chu, MD	
8:00 AM – 11:00 AM	Workshops CME	
	Superbowl of Grand Rounds Dale K. Heuer, MD, Jody Piltz-Seymour, MD	Jade Room
	Coding, PQRS/E-Prescribing and Transitioning to ICD-10 Sue Vichrilli, Ron L. Fellman, MD, Cynthia Mattox, MD	John Jacob Astor Salon